

kurvana[®]

Disposable Hardware
Quick Start Guide

v.20191101

Contents

03

Introduction

04

Device Features

05

Device Setup

06

Using Your Device

08

Caring For Your
Device

10

Customer Support




Our all-in-one disposable vaporizers make it easy to carry your favorite strains on-the-go

These highly discreet half (0.5) gram devices feature everything found in our traditional 510 cartridge, but with an all-in-one design for a convenient and consistent experience across our Collection. Available in our most beloved strains.


- ✓ Available in 15 strains
- ✓ 10-second safety timer
- ✓ CTEC ceramic coil
- ✓ 380mAh battery
- ✓ Half gram—True Net Weight




Device Overview




All-In-One Design



Long-Lasting Battery




CTEC True Flavor



Discreet and Portable



Enhanced Airflow



Heavy Metal Compliant

Additional Features

- Buttonless Design
- Stainless Steel Body
- Glass Tank
- True Half Gram
- Stainless Steel Internals
- 10 Second Safety Timer



User Tips

Getting Started

1. Take 3, two-second draws to prime disposable device.
2. Draw for 3-4 seconds or until desired effects are reached.
3. Enjoy!

Priming

To get the best experience, prime the device by taking 3 slow draws during first use. This allows the oil to absorb into the chamber for superior flavor. Failure to setup device correctly can result in permanent damage to the heating element. When device is not used for extended periods, repeat priming process again.

Dosing Considerations

Although rapid-acting Kurvana Full-Spectrum oils are often felt instantly, it may take up to 15 minutes to feel the full effect. Therefore, we recommend waiting at least 15 minutes before administering an additional dose. Effects will vary between individuals. The size of an inhalation will also impact the effect.

Micro Dosing

For less experienced and first time users, we recommend a starting dose of 3-5 seconds of inhalation. More experienced users may require a few doses to achieve their desired effects.



Frequently Asked Questions

How do I know when my oil is finished?

During product testing we have found a half gram lasts between 80 to 100 three second draws.

Note: Usage and rate of inhalation will vary.

No vapor but LED still turns on?

Our disposables feature a 380mAh battery that typically outlasts the oil to ensure the oil is fully vaporized.

Why is my device producing little to no vapor?

Blocking the side intake hole will not activate the battery's automatic sensor. (Fig. 1-A)

My device is not working, can I return it?

Please see our Returns and Exchange policy on page 10.

How do I unclog my device?

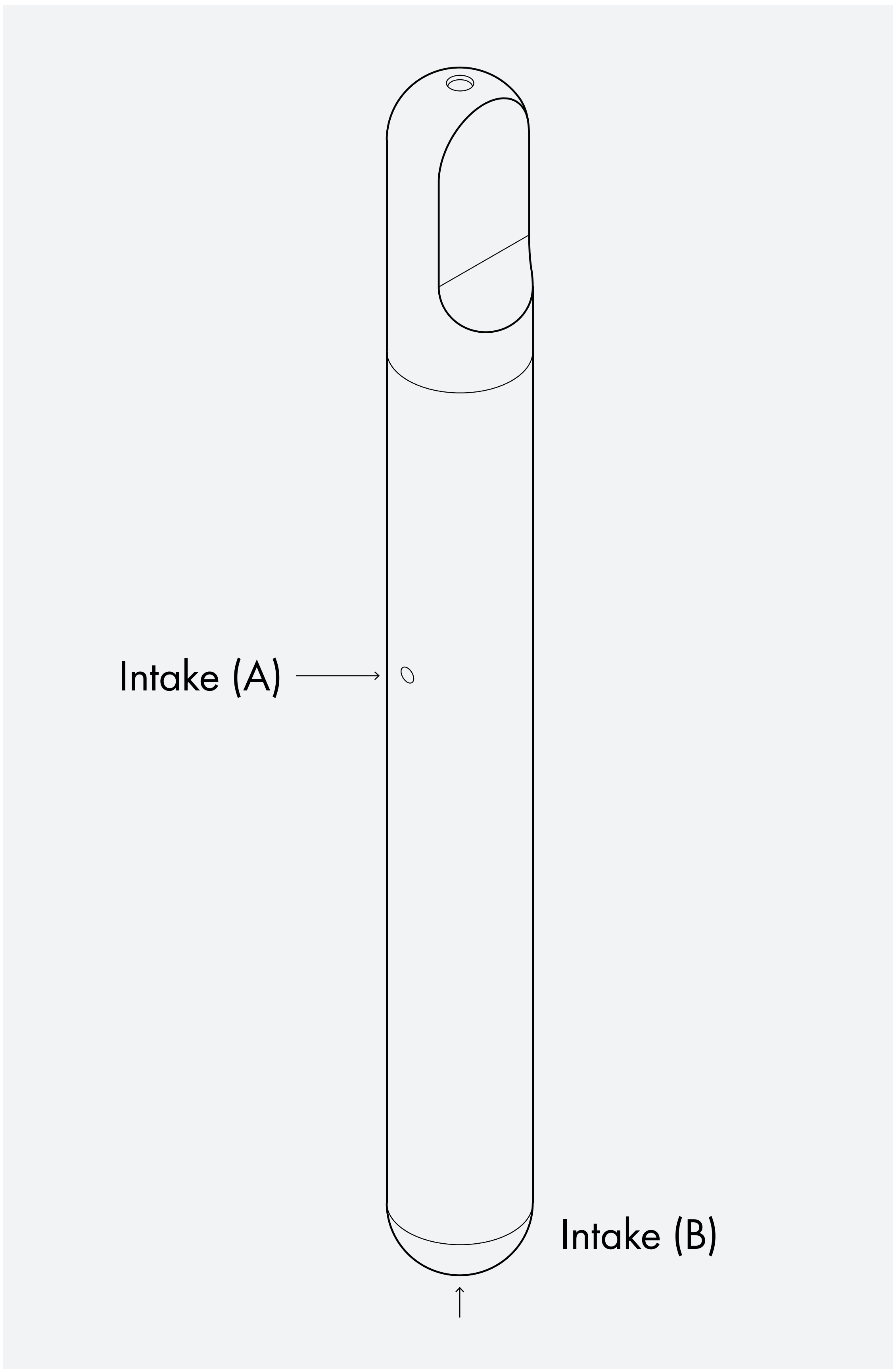
If your device becomes clogged, gently blow into the bottom end of the device to vaporize excess oil. (Fig 1-B)

Note: This may cause oil spitting if conducted often.



Frequently Asked Questions

Fig. 1





Caring For Your Device

Caution

Due to our high-powered CTEC coil, the device will become extremely hot during excessive use and can cause clogging, leaking and/or permanent damage to the heating element.

- Please dose in intervals of 30–60 seconds.
- Soft and short draws are recommended.
- If device becomes too hot, please allow 2–3 minutes for device to cool.

Handle with Care

Dropping the device on a hard surface can result in shattering the glass housing tank.



Storage and Maintenance

- Place in a secure location at all times.
- Store device in cool and low light conditions with original packaging.
- Do not remove mouthpiece.
- Do not drop, damage, or tamper with device.
- Do not shake vigorously.
- Chain vaping may cause overheating, malfunction, and/or burns or injury.
- Do not expose to extreme pressure changes.
- Always store device in temperatures between 60°F and 78°F.
- Avoid direct sunlight, such as in a car on a hot, sunny day.



Support

If a retailer's return or exchange policy allows, consumers have 90 days to visit the retailer where they initially purchased Kurvana product to submit a return or exchange request of the product(s) in original packaging. The original packaging allows Kurvana to trace product to the batch and lot number.

If a retailer fails to accept your defective product, please contact our Support Team immediately to begin processing a special request from another verified retailer nearest you.

Need Further Assistance?

Please contact us directly to connect with a Kurvana Support Team Specialist.

Contact

Web: kurvana.com/contact

Email: hello@kurvana.com

Phone: 888-588-5873

Instagram: @kurvana.official

Twitter: @kurvanatweets

Hours

Monday-Friday

9:30am-5:00pm PST

(Closed on major holidays)