

kurvana<sup>®</sup>

**All-In-One Vaporizer**  
Quick Start Guide

v.20210616

# Contents

**03**

Introduction

**04**

Device Features

**05**

Device Setup

**06**

Using Your Device

**08**

Caring For Your  
Device

**10**

Customer Support




# Our ready-to-use All-In-One vaporizers make it easy to carry your favorite strains on-the-go

Our ready to use All-In-One is back and better than ever. Known for its patented signature look, precise delivery, and compact design, we've made significant updates to deliver breakthrough performance with ultra portability.


- ✓ Available across our entire collection
- ✓ 10-second safety timer
- ✓ CTEC 2.0 ceramic coil
- ✓ 380mAh battery, up-to 100 draws
- ✓ True 0.5 ml extract




## Device Overview



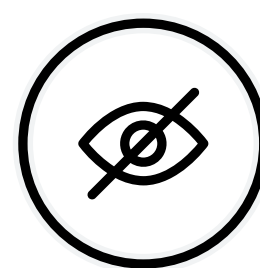
All-In-One Design




Long-Lasting Battery




CTEC 2.0 True Flavor



Discreet and Portable



Enhanced Airflow



Heavy Metal Compliant

## Additional Features

- Compact Design
- Stainless Steel Body and Internals
- Glass Tank
- True 0.5 ml
- 10 Second Safety Timer
- Color Coded
- Premium Finishes



# User Tips

## Getting Started

1. Take 3, two-second draws to prime all-in-one device.
2. Draw for 3-4 seconds or until desired effects are reached.
3. Pro Tip: Adjust device airflow by placing thumb over side air intake hole.
4. Enjoy

## Priming

To get the best experience, prime the device by taking 3 slow draws during first use. This allows the oil to absorb into the chamber for superior flavor. Failure to setup device correctly can result in permanent damage to the heating element. When device is not used for extended periods, repeat priming process again.

## Dosing Considerations

Although rapid-acting Kurvana Full-Spectrum oils are often felt instantly, it may take up to 15 minutes to feel the full effect. Therefore, we recommend waiting at least 15 minutes before administering an additional dose. Effects will vary between individuals and collections. The size of an inhalation will also impact the effect.

## Micro Dosing

For less experienced and first time users, we recommend a starting dose of 3-5 seconds of inhalation. More experienced users may require a few doses to achieve their desired effects.



## Frequently Asked Questions

### **How do I know when my oil is finished?**

During product testing we have found a 0.5 mL lasts between 80 to 100 three second draws.

**Note:** Usage and rate of inhalation will vary.

### **No vapor but LED still turns on?**

Our All-In-Ones feature a 380mAh battery that is designed to outlasts the oil to ensure a consistent experience from first to last draw.

### **Why is my device producing little to no vapor?**

Cover the side intake hole to activate larger draws. (Fig. 1-A)

### **My device is not working, can I return it?**

Please see our Returns and Exchange policy on page 10.

### **How do I unclog my device?**

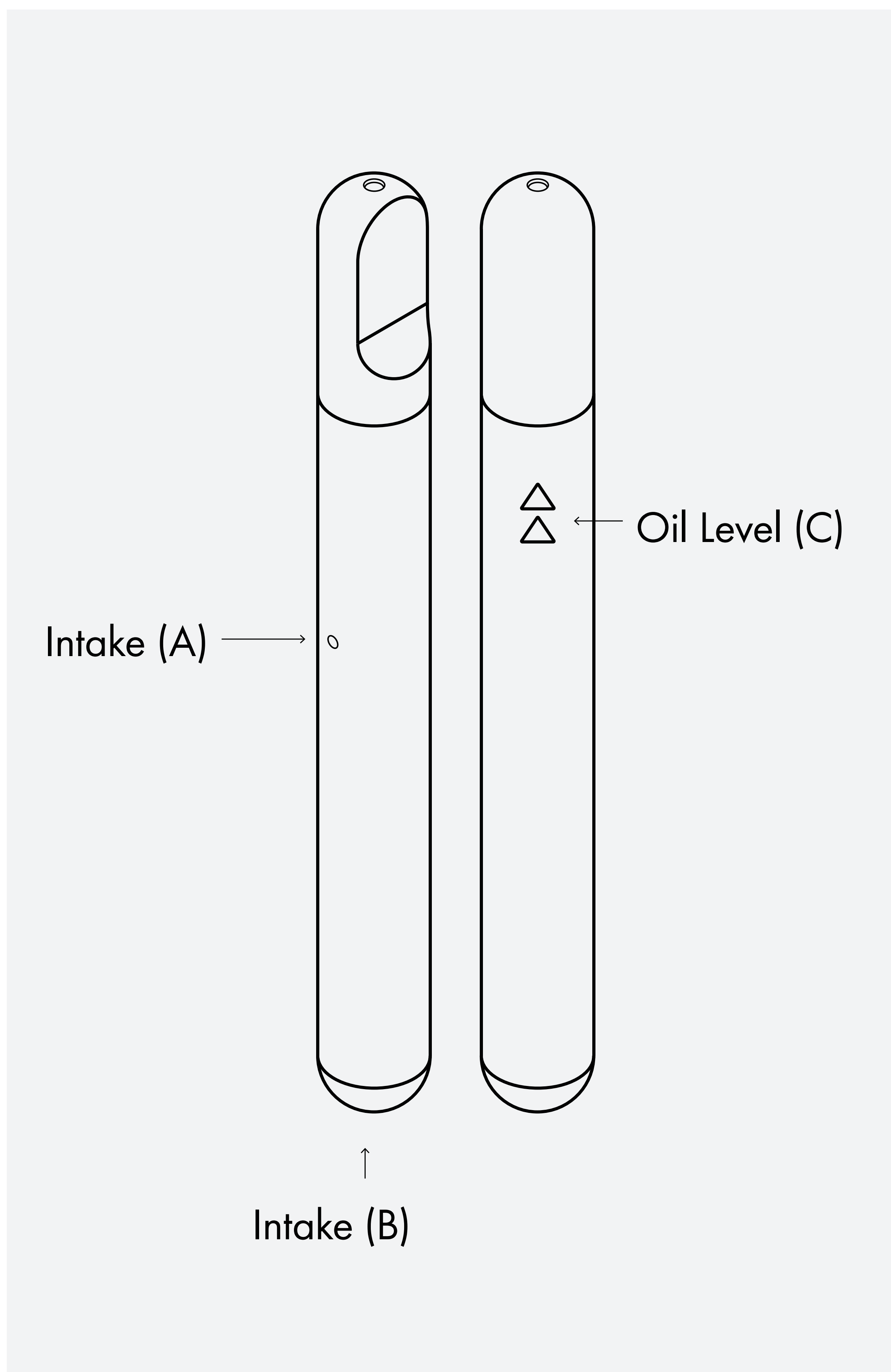
If your device becomes clogged, gently blow into the bottom end of the device to vaporize excess oil. (Fig 1-B)

**Note:** This may cause oil spitting if conducted often.



# Frequently Asked Questions

Fig. 1





# Caring For Your Device

## Caution

Due to our high-powered CTEC 2.0 coil, the device will become extremely hot during excessive use and can cause clogging, leaking and/or permanent damage to the heating element.

- Please dose in intervals of 30–60 seconds.
- Soft and short draws are recommended.
- If device becomes too hot, please allow 2–3 minutes for device to cool.

## Handle with Care

Dropping the device on a hard surface can result in shattering the glass housing tank.





## Storage and Maintenance

- Place in a secure location at all times.
- Store device in cool and low light conditions with original packaging.
- Do not remove mouthpiece.
- Do not drop, damage, or tamper with device.
- Do not shake vigorously.
- Chain vaping may cause overheating, malfunction, and/or burns or injury.
- Do not expose to extreme pressure changes.
- Always store device in temperatures between 60°F and 78°F.
- Avoid direct sunlight, such as in a car on a hot, sunny day.



# Support

We offer comprehensive exchange policies with all of our partnered retailers. Please return your defective Kurvana product and packaging to the shop you purchased from in order to request a replacement at no cost. Please note that many shops require original packaging and receipt, as well as more than half the oil inside the cartridge to honor an exchange. If a retailer fails to accept your defective product, please contact our Support Team immediately to begin processing a special request from another verified retailer nearest you.

## Need Further Assistance?

Please contact us directly to connect with a Kurvana Support Team Specialist.

### Contact

**Web:** [kurvana.com](http://kurvana.com)

**Email:** [hello@kurvana.com](mailto:hello@kurvana.com)

**Phone:** 888-588-5873

**Instagram:** @kurvana

**Twitter:** @kurvanabrand

**Facebook:** [kurvana.official](https://www.facebook.com/kurvana.official)

### Hours

Monday-Friday 9:30am - 4:30pm PST

(Closed on major holidays)